

2019 Chosen International Camporee Exit Survey

Sunday, September 01, 2019

1824

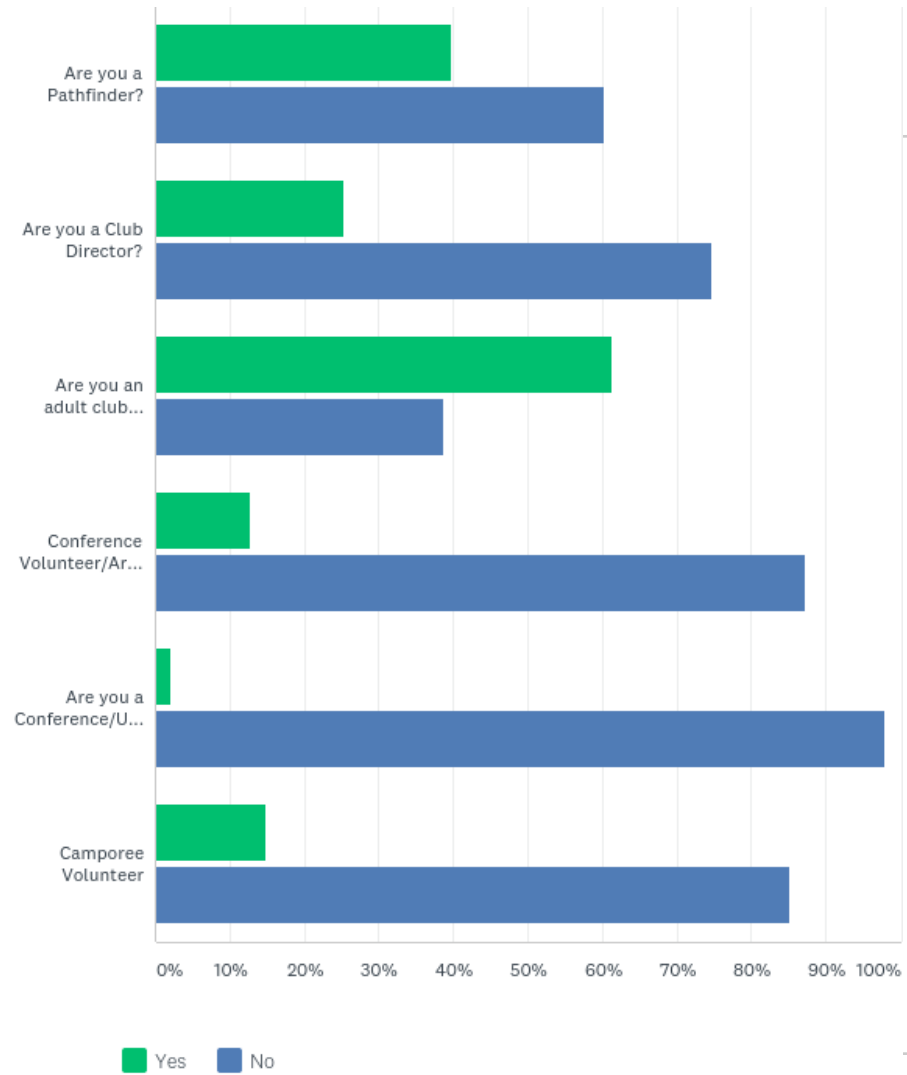
Total Responses

Date Created: Saturday, September 16, 2017

Complete Responses: 1824

Q1: WHO ARE YOU

Answered: 1,813 Skipped: 11



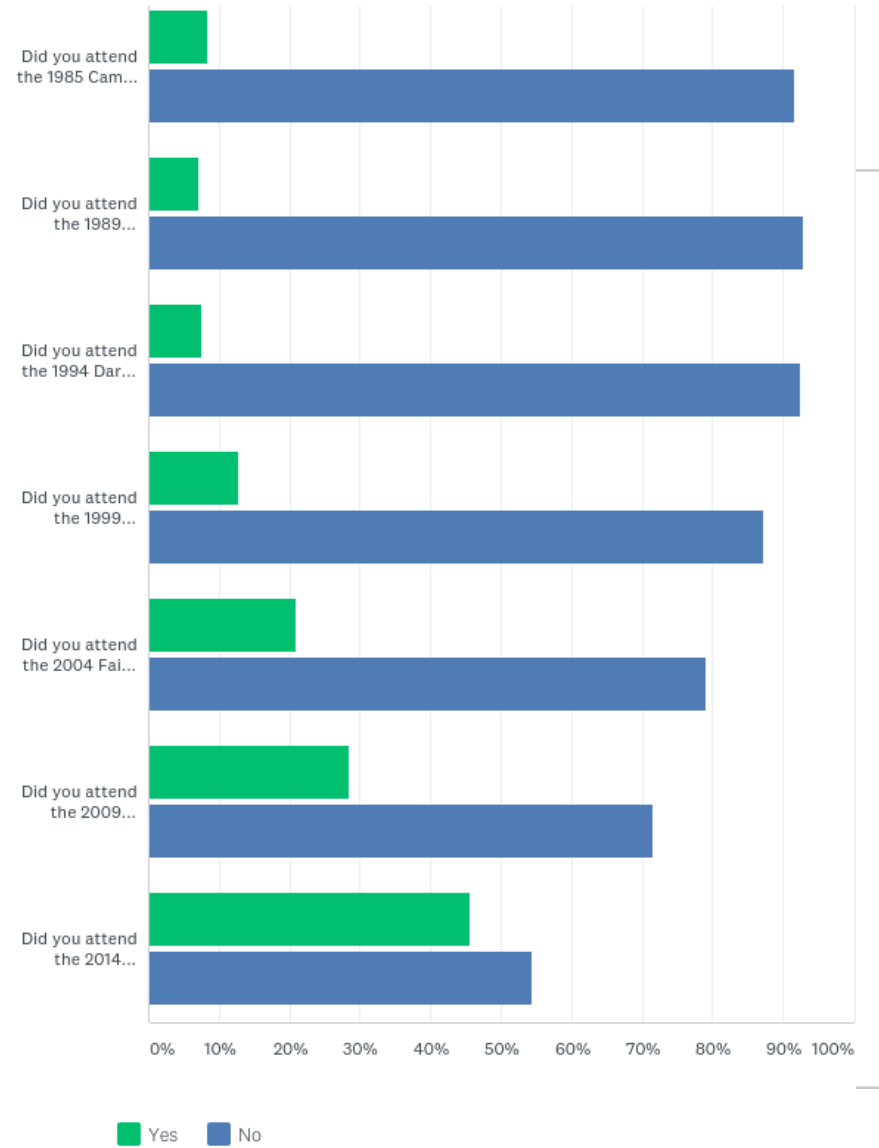
Q1: WHO ARE YOU

Answered: 1,813 Skipped: 11

	YES	NO	TOTAL
Are you a Pathfinder?	39.85% 679	60.15% 1,025	1,704
Are you a Club Director?	25.29% 435	74.71% 1,285	1,720
Are you an adult club staff person?	61.37% 1,050	38.63% 661	1,711
Conference Volunteer/Area Coordinator	12.83% 215	87.17% 1,461	1,676
Are you a Conference/Union/Division Youth Director?	2.00% 33	98.00% 1,619	1,652
Camporee Volunteer	14.86% 244	85.14% 1,398	1,642

Q2: WHAT CAMPOREES HAVE YOU ATTENDED

Answered: 1,801 Skipped: 23



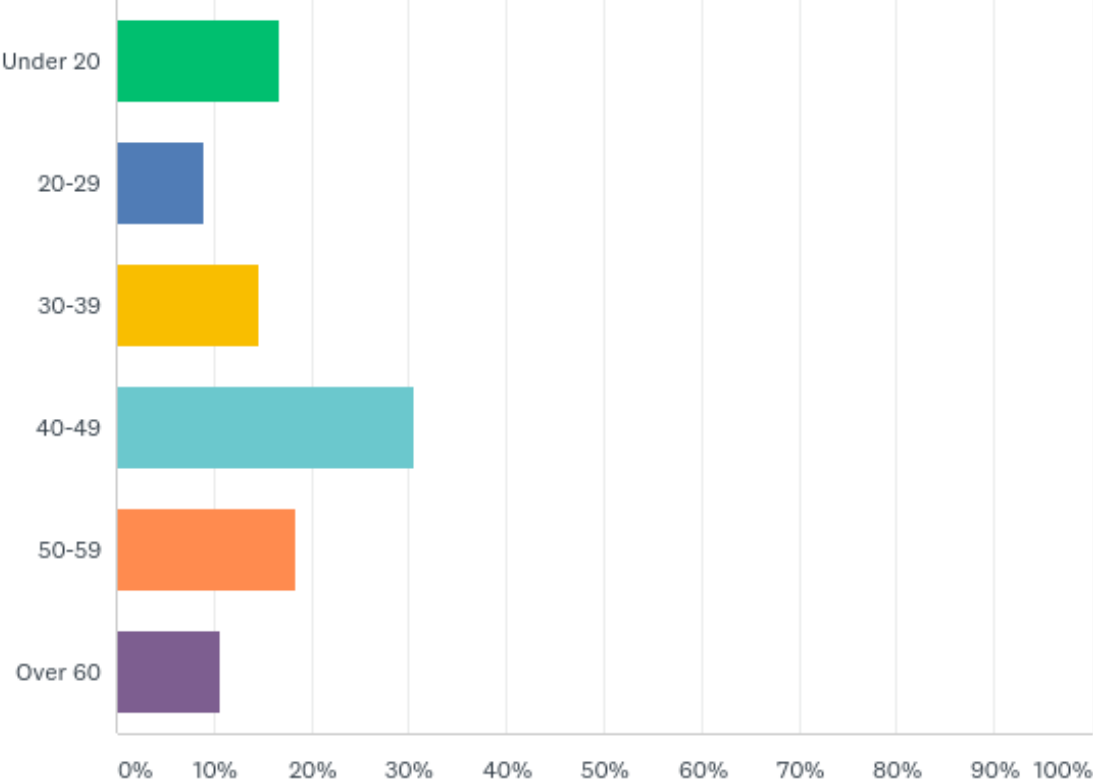
Q2: WHAT CAMPOREES HAVE YOU ATTENDED

Answered: 1,801 Skipped: 23

	YES	NO	TOTAL
Did you attend the 1985 Camp Hale Camporee?	8.36% 142	91.64% 1,557	1,699
Did you attend the 1989 Friendship Camporee?	7.16% 121	92.84% 1,568	1,689
Did you attend the 1994 Dare to Care Camporee?	7.48% 126	92.52% 1,559	1,685
Did you attend the 1999 Discover the Power Camporee?	12.70% 215	87.30% 1,478	1,693
Did you attend the 2004 Faith on Fire Camporee?	20.99% 360	79.01% 1,355	1,715
Did you attend the 2009 Courage to Stand Camporee?	28.52% 494	71.48% 1,238	1,732
Did you attend the 2014 Forever Faithful Camporee?	45.67% 806	54.33% 959	1,765

Q3: YOUR AGE (Please mark the age category to which you belong)

Answered: 1,821 Skipped: 3



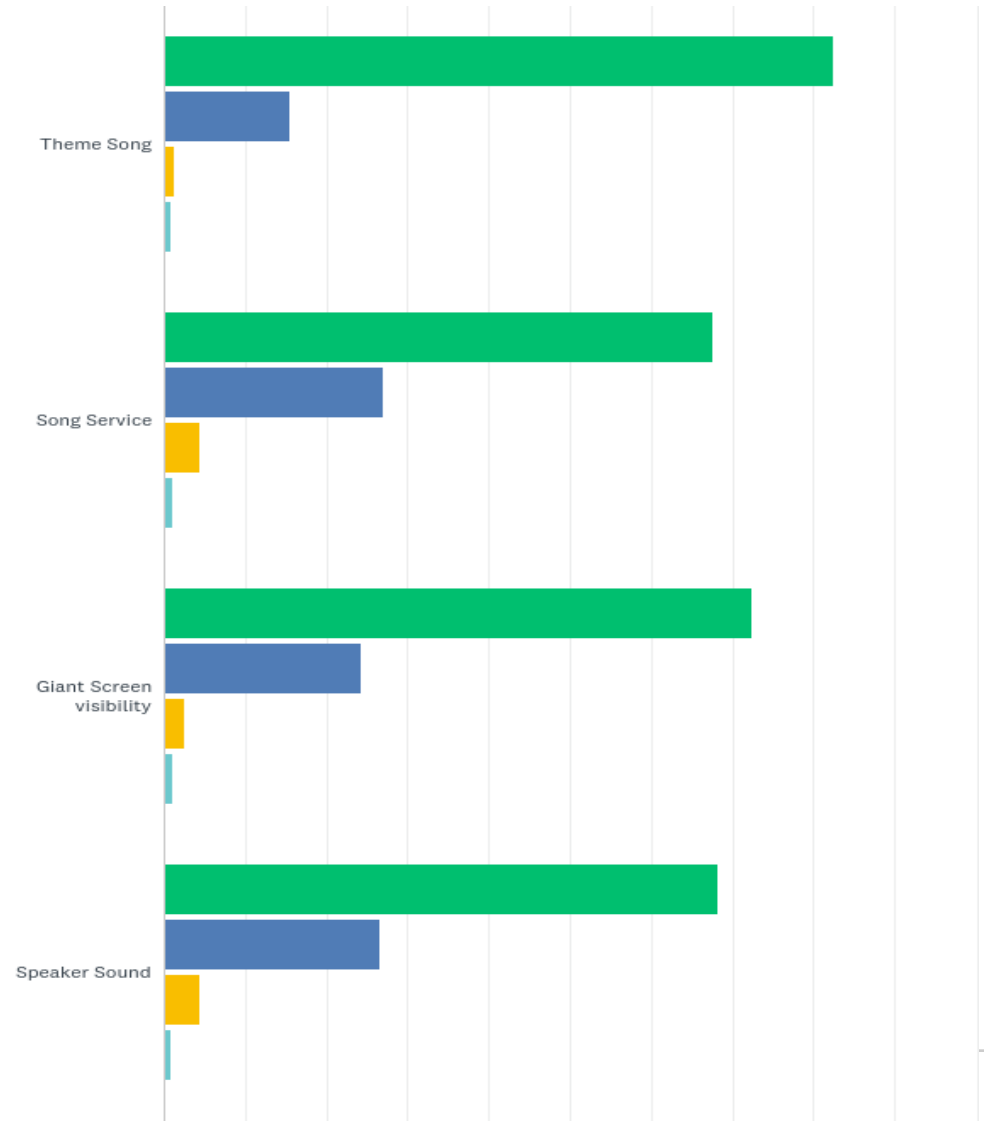
Q3: YOUR AGE (Please mark the age category to which you belong)

Answered: 1,821 Skipped: 3

ANSWER CHOICES	RESPONSES	
Under 20	16.80%	306
20-29	8.95%	163
30-39	14.55%	265
40-49	30.64%	558
50-59	18.40%	335
Over 60	10.65%	194
TOTAL		1,821

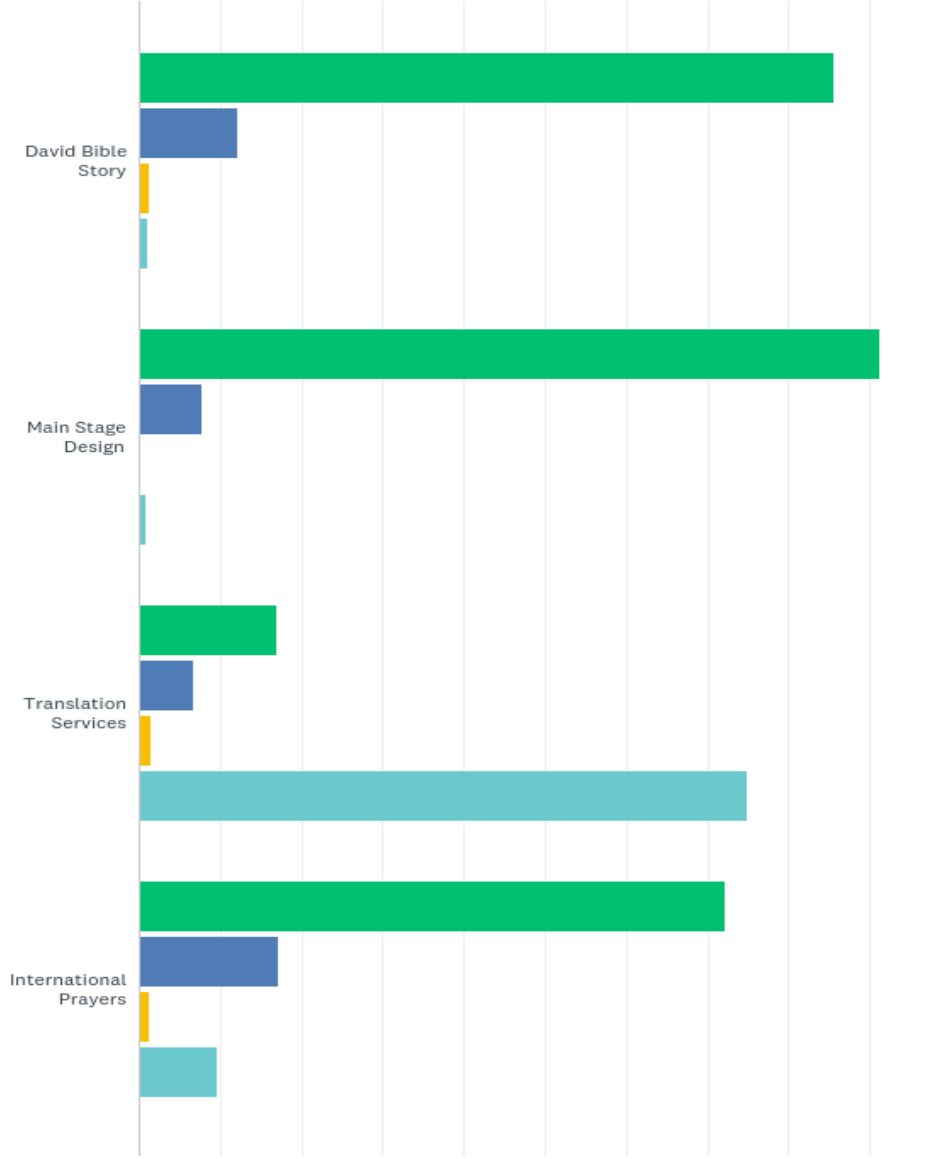
Q4: NIGHTTIME PROGRAMMING

Answered: 1,820 Skipped: 4



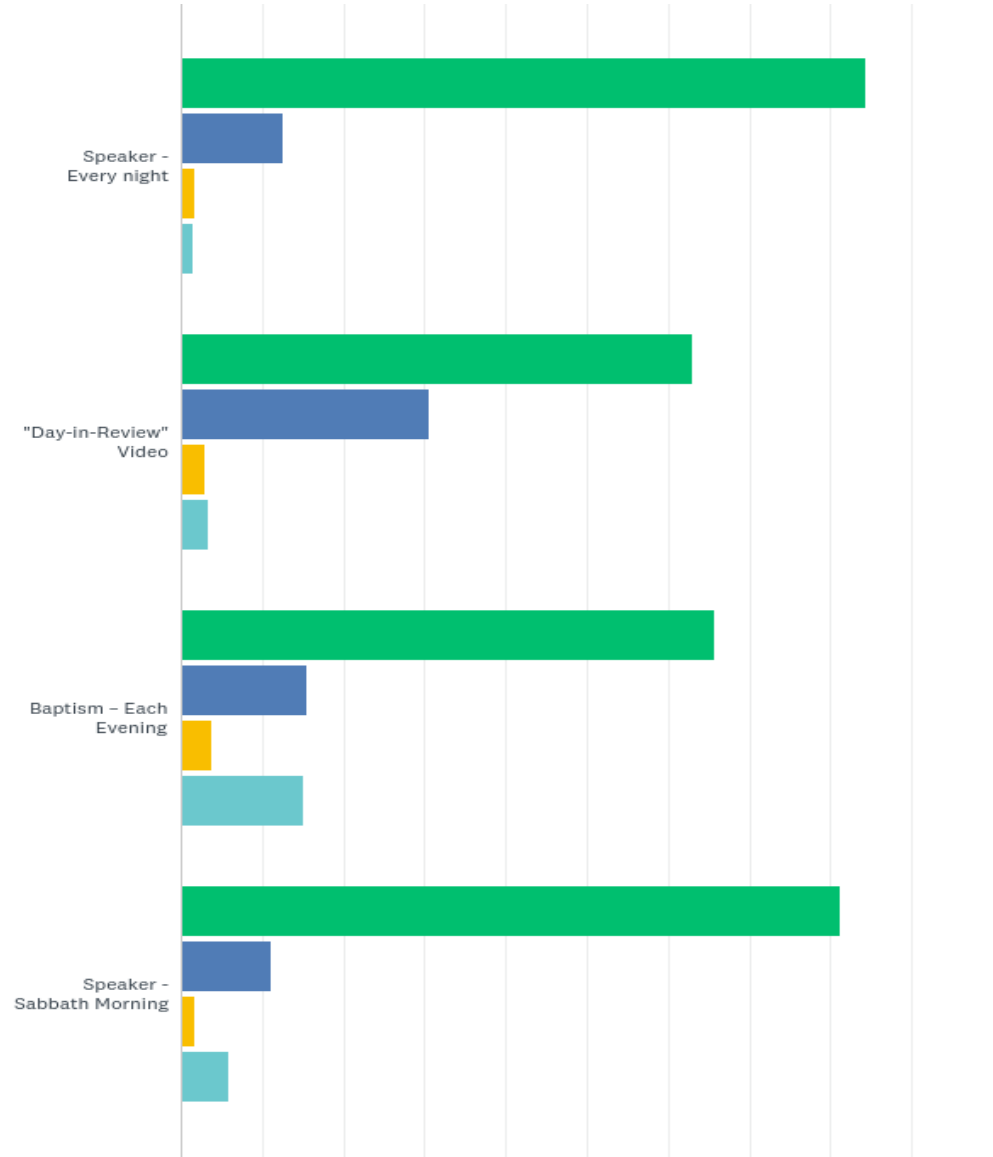
Q4: NIGHTTIME PROGRAMMING

Answered: 1,820 Skipped: 4



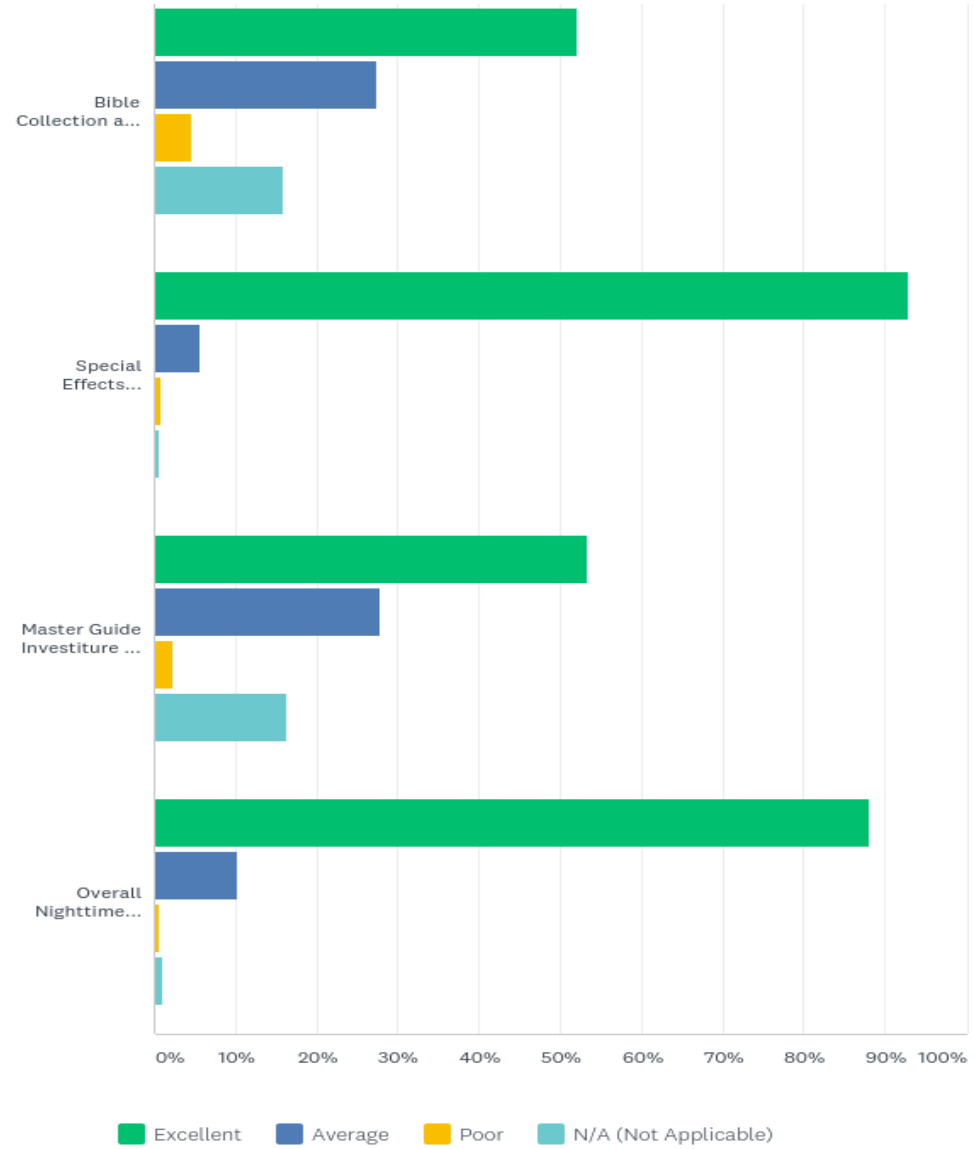
Q4: NIGHTTIME PROGRAMMING

Answered: 1,820 Skipped: 4



Q4: NIGHTTIME PROGRAMMING

Answered: 1,820 Skipped: 4



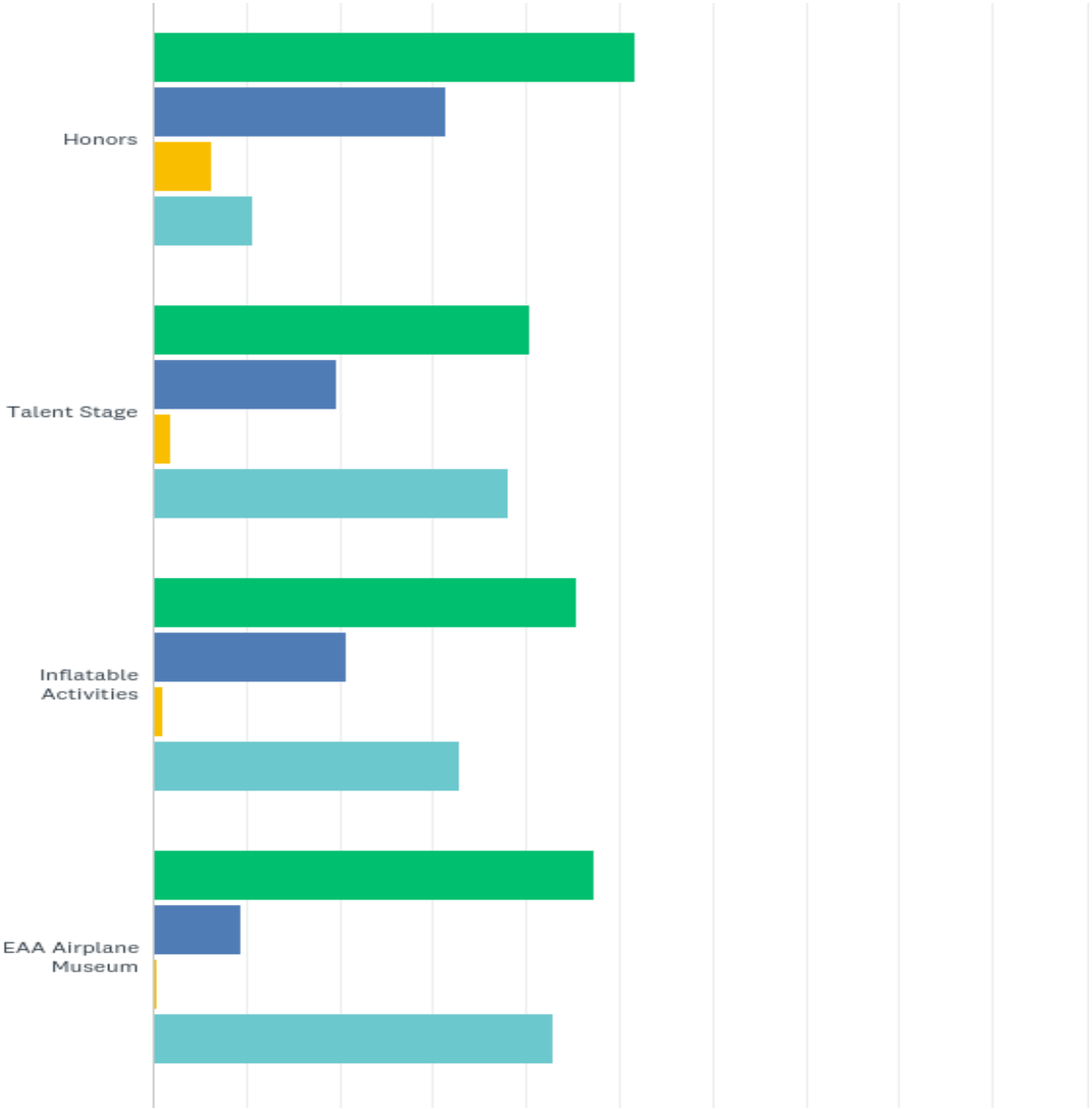
Q4: NIGHTTIME PROGRAMMING

Answered: 1,820 Skipped: 4

	EXCELLENT	AVERAGE	POOR	N/A (NOT APPLICABLE)	TOTAL
Theme Song	82.39% 1,497	15.58% 283	1.27% 23	0.77% 14	1,817
Song Service	67.51% 1,222	26.96% 488	4.42% 80	1.10% 20	1,810
Giant Screen visibility	72.34% 1,313	24.19% 439	2.42% 44	1.05% 19	1,815
Speaker Sound	68.30% 1,241	26.58% 483	4.35% 79	0.77% 14	1,817
David Bible Story	85.58% 1,555	12.11% 220	1.32% 24	0.99% 18	1,817
Main Stage Design	91.13% 1,655	7.76% 141	0.22% 4	0.88% 16	1,816
Translation Services	16.84% 303	6.61% 119	1.56% 28	74.99% 1,349	1,799
International Prayers	72.08% 1,301	17.17% 310	1.16% 21	9.58% 173	1,805
Speaker - Every night	84.40% 1,531	12.57% 228	1.65% 30	1.38% 25	1,814
"Day-in-Review" Video	63.07% 1,141	30.62% 554	2.99% 54	3.32% 60	1,809
Baptism – Each Evening	65.78% 1,184	15.39% 277	3.67% 66	15.17% 273	1,800
Speaker - Sabbath Morning	81.24% 1,464	11.15% 201	1.72% 31	5.88% 106	1,802
Bible Collection and Offering	52.18% 934	27.32% 489	4.69% 84	15.81% 283	1,790
Special Effects (fireworks, etc.)	92.94% 1,684	5.68% 103	0.77% 14	0.61% 11	1,812
Master Guide Investiture - Saturday Morning	53.43% 959	27.91% 501	2.34% 42	16.32% 293	1,795
Overall Nighttime Programming	88.14% 1,590	10.20% 184	0.72% 13	0.94% 17	1,804

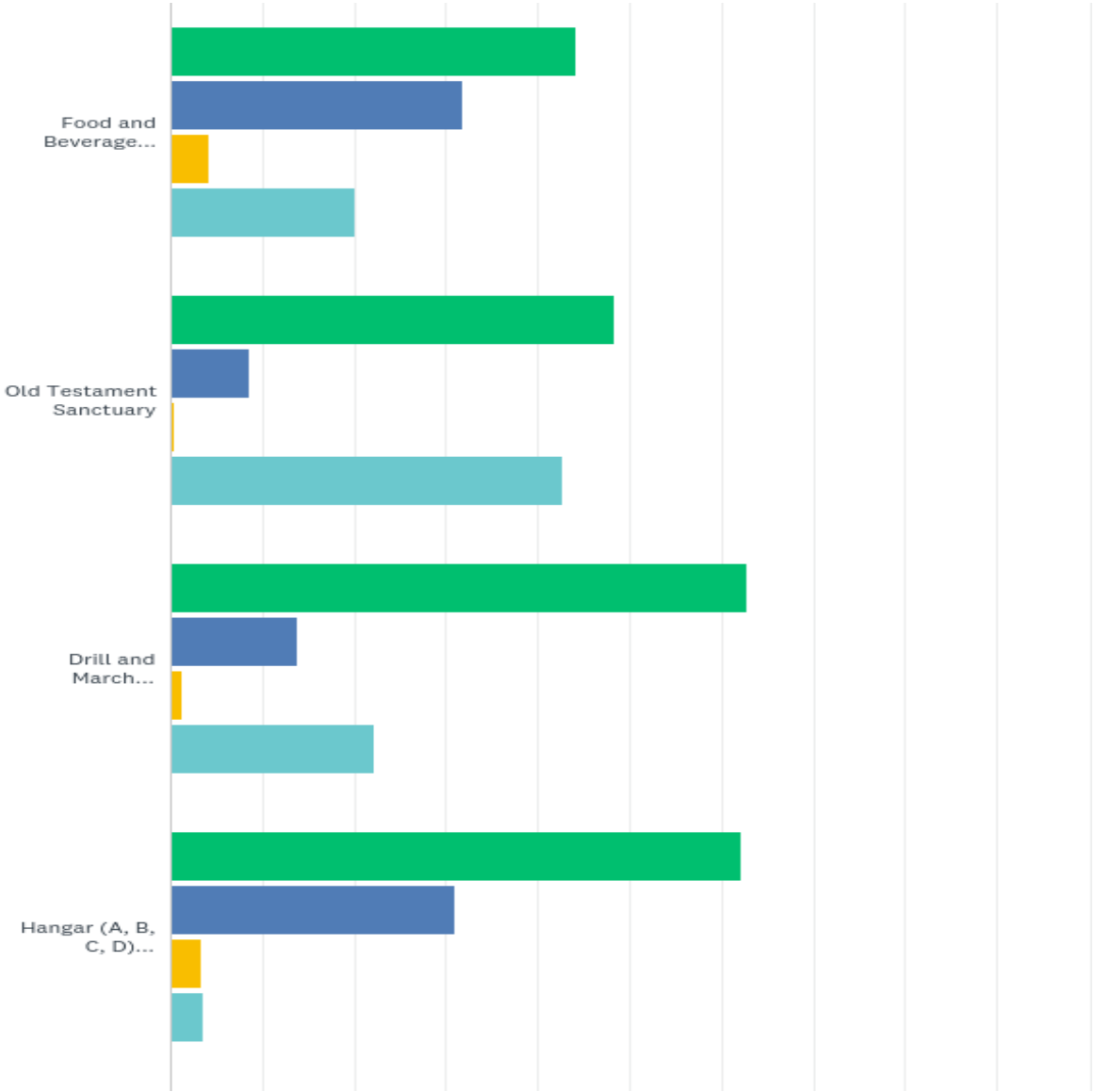
Q7: DAYTIME PROGRAMMING

Answered: 1,809 Skipped: 15



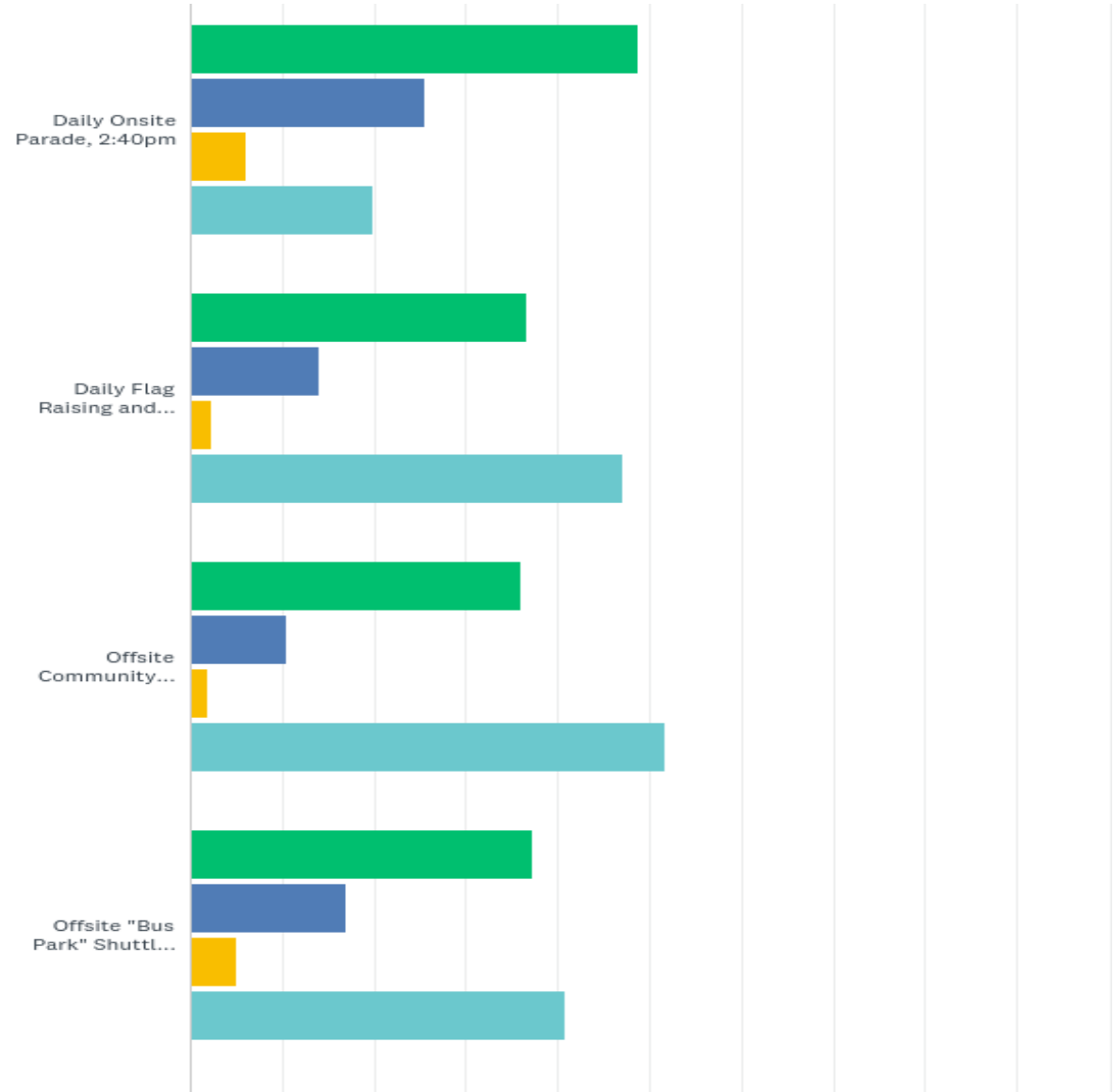
Q7: DAYTIME PROGRAMMING

Answered: 1,809 Skipped: 15



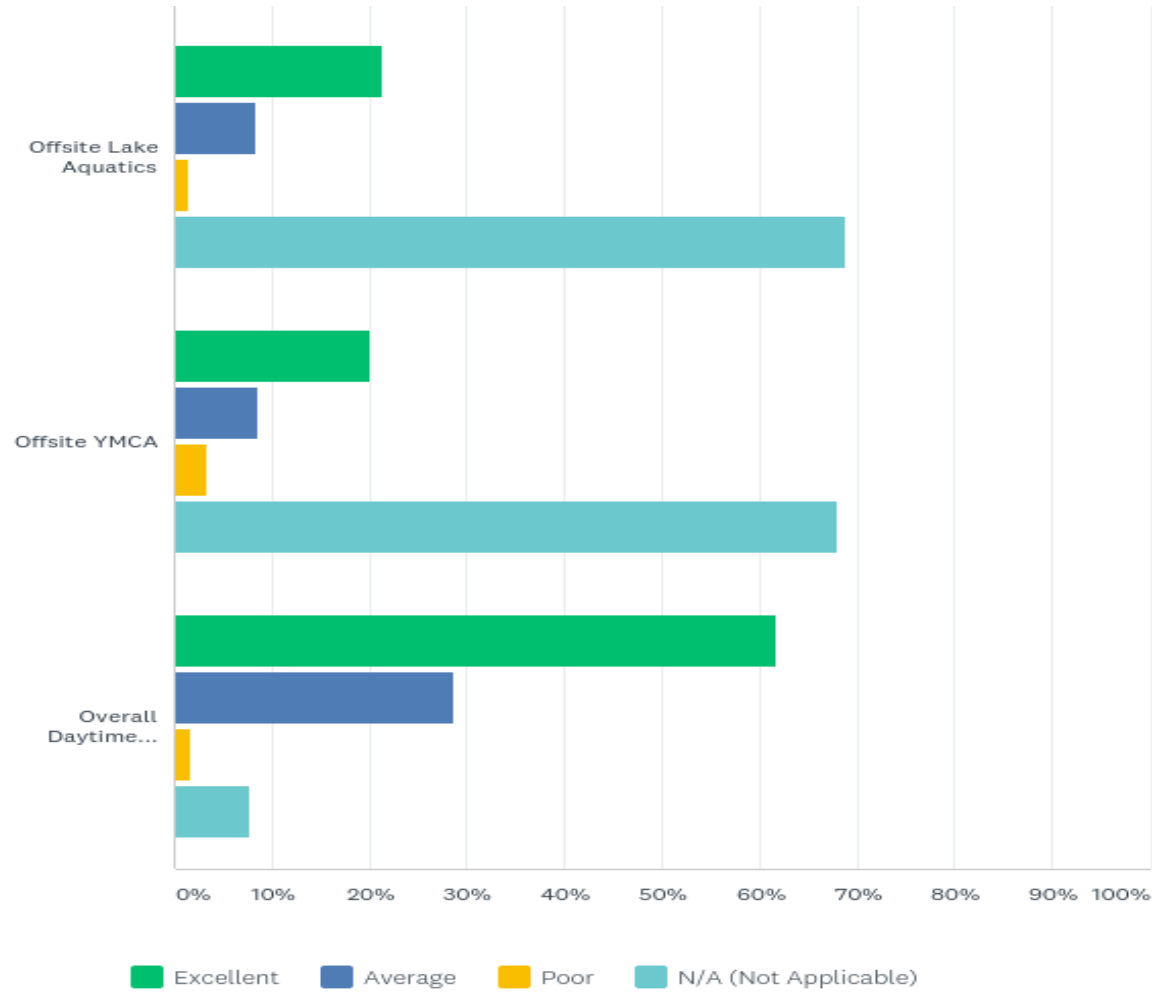
Q7: DAYTIME PROGRAMMING

Answered: 1,809 Skipped: 15



Q7: DAYTIME PROGRAMMING

Answered: 1,809 Skipped: 15



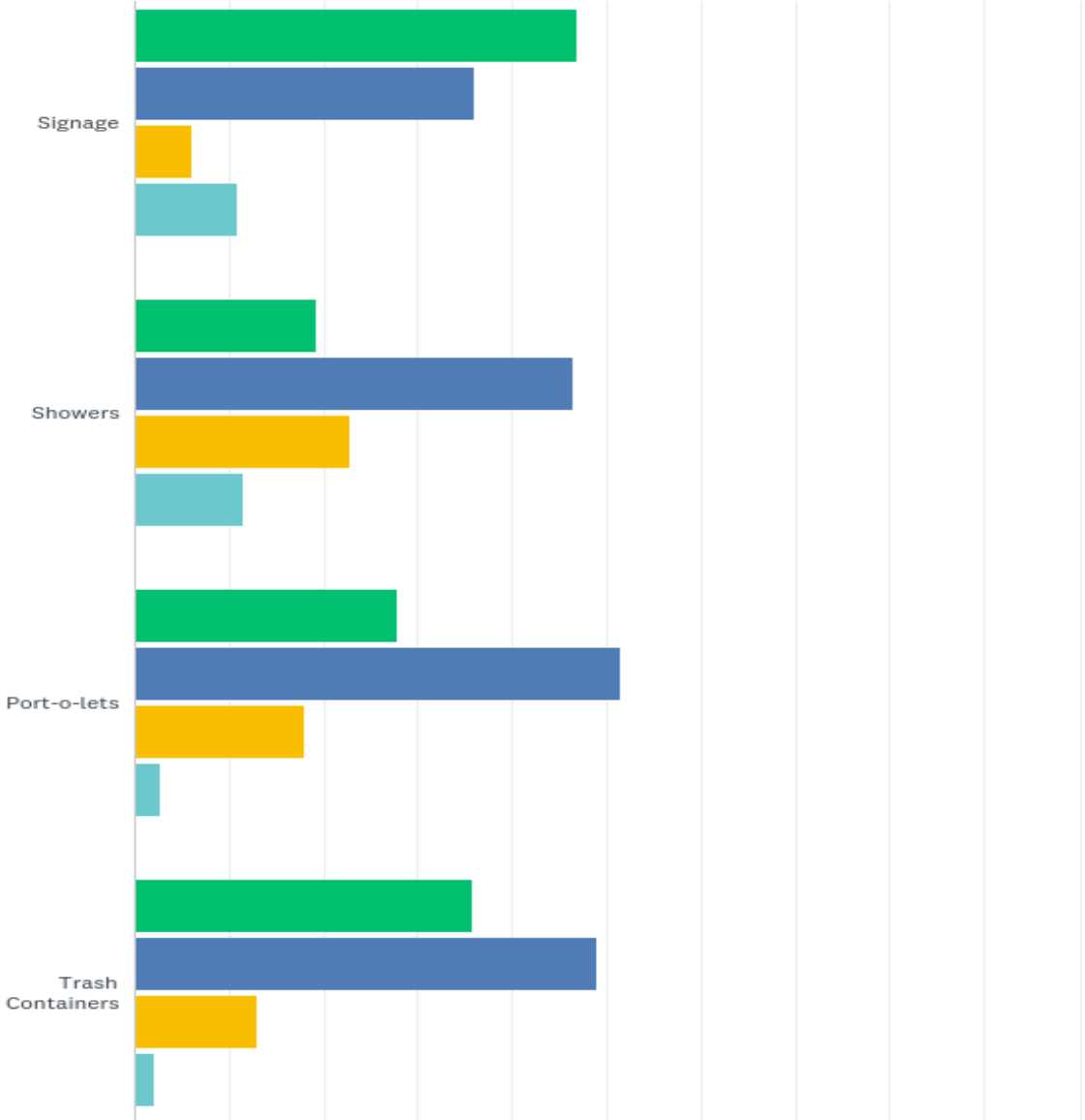
Q7: DAYTIME PROGRAMMING

Answered: 1,809 Skipped: 15

	EXCELLENT	AVERAGE	POOR	N/A (NOT APPLICABLE)	TOTAL
Honors	51.68% 925	31.28% 560	6.31% 113	10.73% 192	1,790
Talent Stage	40.45% 718	19.66% 349	1.86% 33	38.03% 675	1,775
Inflatable Activities	45.45% 809	20.62% 367	1.07% 19	32.87% 585	1,780
EAA Airplane Museum	47.32% 838	9.37% 166	0.51% 9	42.80% 758	1,771
Food and Beverage Quality	44.05% 785	31.71% 565	4.10% 73	20.15% 359	1,782
Old Testament Sanctuary	48.38% 849	8.49% 149	0.51% 9	42.62% 748	1,755
Drill and March Exhibitions	62.68% 1,112	13.87% 246	1.18% 21	22.27% 395	1,774
Hangar (A, B, C, D) Activities	62.09% 1,109	31.02% 554	3.25% 58	3.64% 65	1,786
Daily Onsite Parade, 2:40pm	48.67% 862	25.47% 451	5.99% 106	19.88% 352	1,771
Daily Flag Raising and Lowering, 7:00 am and 7:00pm	36.60% 642	14.03% 246	2.28% 40	47.09% 826	1,754
Offsite Community Service Projects	35.93% 631	10.48% 184	1.94% 34	51.65% 907	1,756
Offsite "Bus Park" Shuttle Service	37.25% 656	17.04% 300	5.00% 88	40.72% 717	1,761
Offsite Lake Aquatics	21.32% 371	8.33% 145	1.49% 26	68.85% 1,198	1,740
Offsite YMCA	19.99% 348	8.62% 150	3.33% 58	68.06% 1,185	1,741
Overall Daytime Programming	61.82% 1,088	28.75% 506	1.70% 30	7.73% 136	1,760

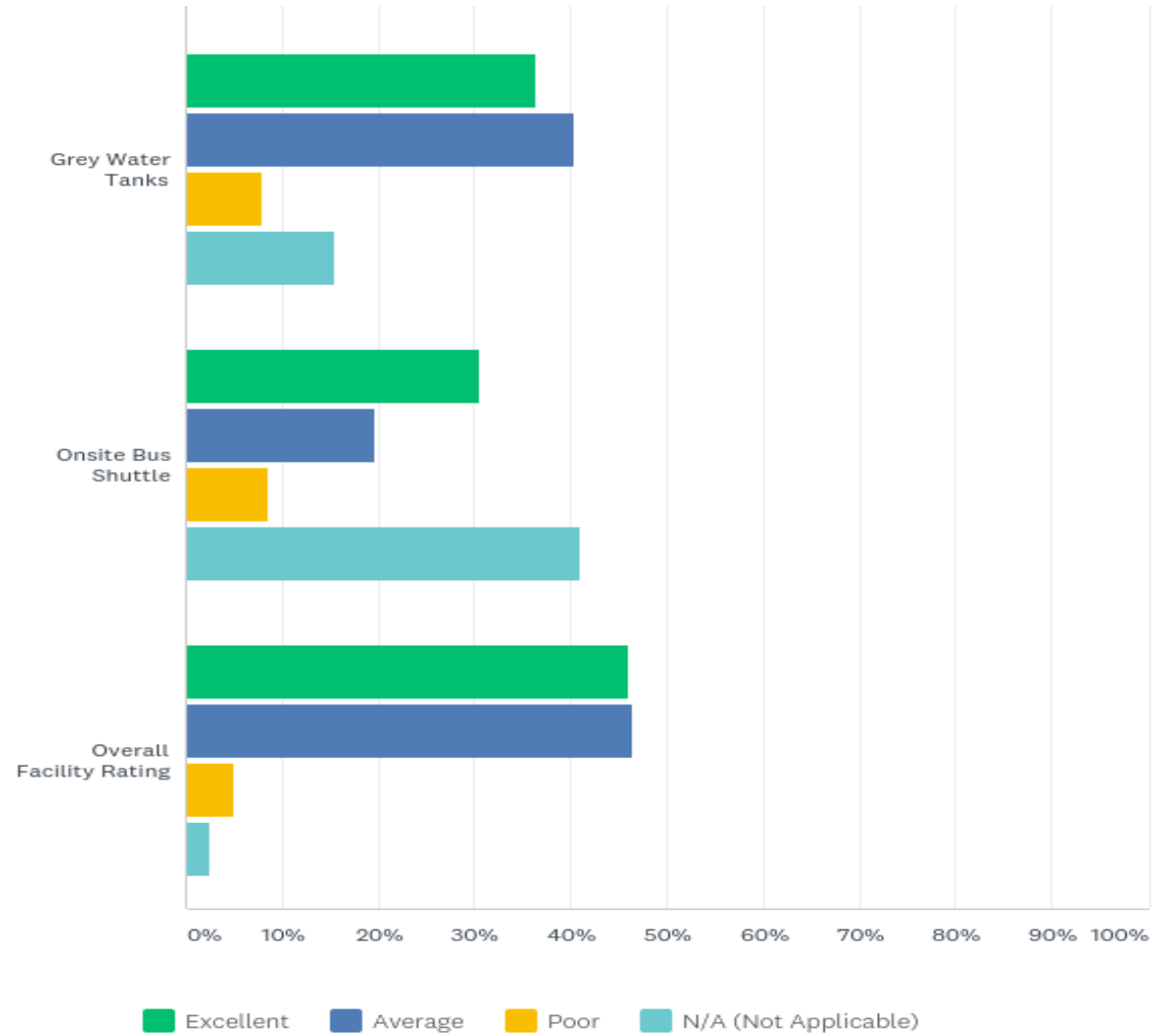
Q10: FACILITY SUPPORT

Answered: 1,804 Skipped: 20



Q10: FACILITY SUPPORT

Answered: 1,804 Skipped: 20



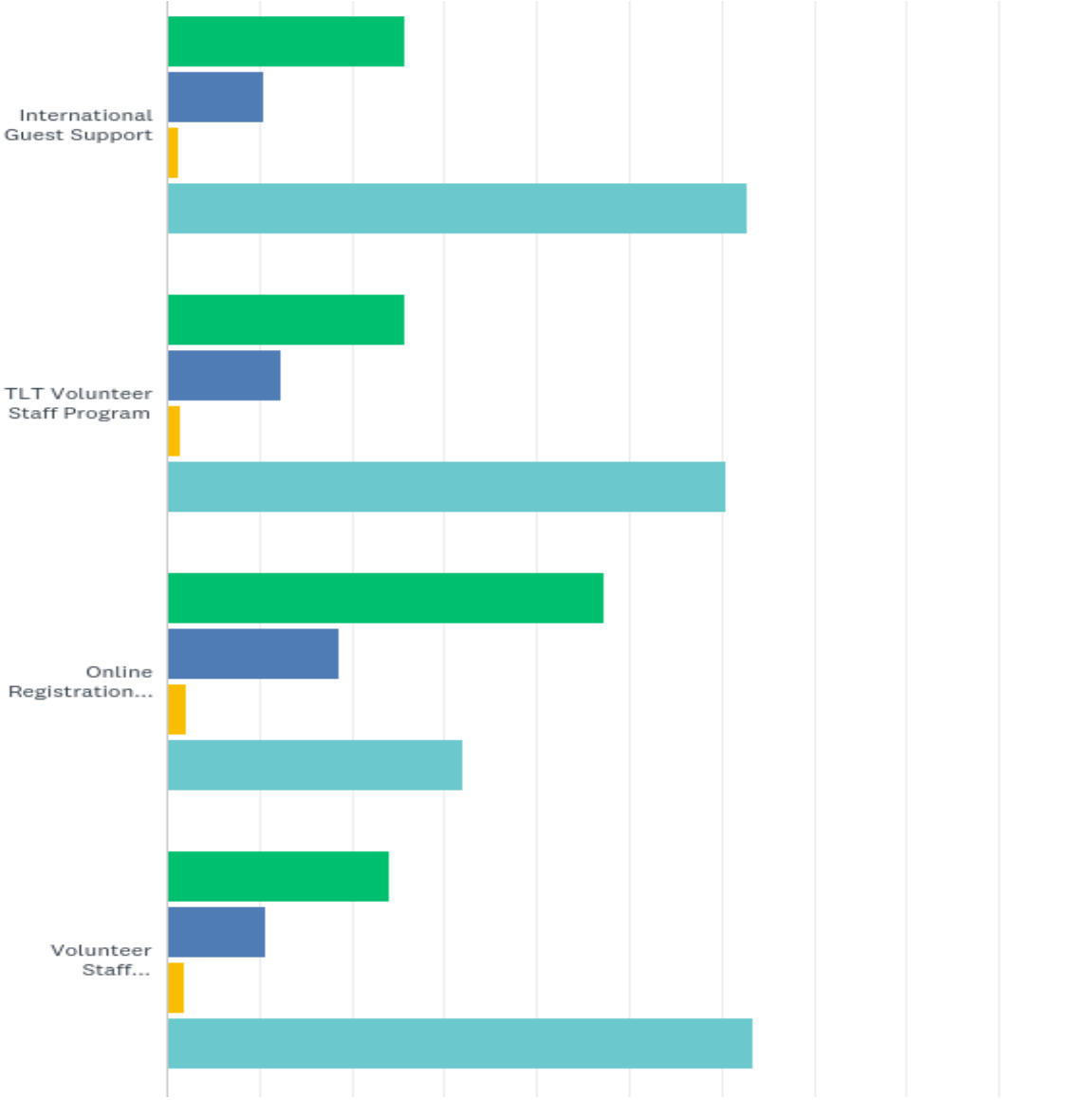
Q10: FACILITY SUPPORT

Answered: 1,804 Skipped: 20

	EXCELLENT	AVERAGE	POOR	N/A (NOT APPLICABLE)	TOTAL
Signage	46.96% 826	35.93% 632	6.14% 108	10.97% 193	1,759
Showers	19.27% 346	46.38% 833	22.77% 409	11.58% 208	1,796
Port-o-lets	27.87% 498	51.43% 919	18.02% 322	2.69% 48	1,787
Trash Containers	35.79% 641	49.02% 878	13.07% 234	2.12% 38	1,791
Grey Water Tanks	36.35% 647	40.39% 719	7.87% 140	15.39% 274	1,780
Onsite Bus Shuttle	30.49% 540	19.76% 350	8.64% 153	41.11% 728	1,771
Overall Facility Rating	45.99% 814	46.50% 823	5.03% 89	2.49% 44	1,770

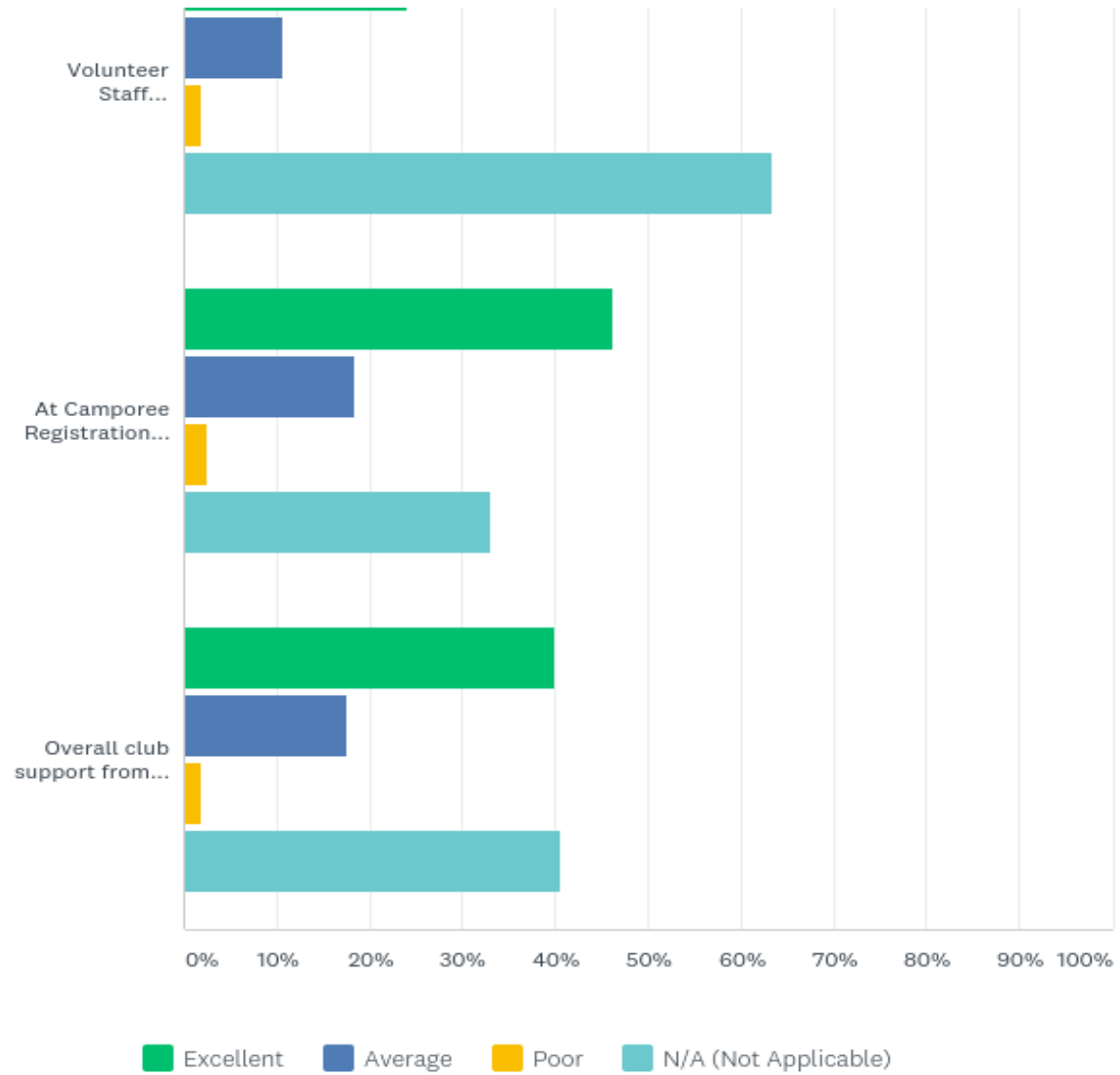
Q13: ADMINISTRATION

Answered: 1,764 Skipped: 60



Q13: ADMINISTRATION

Answered: 1,764 Skipped: 60



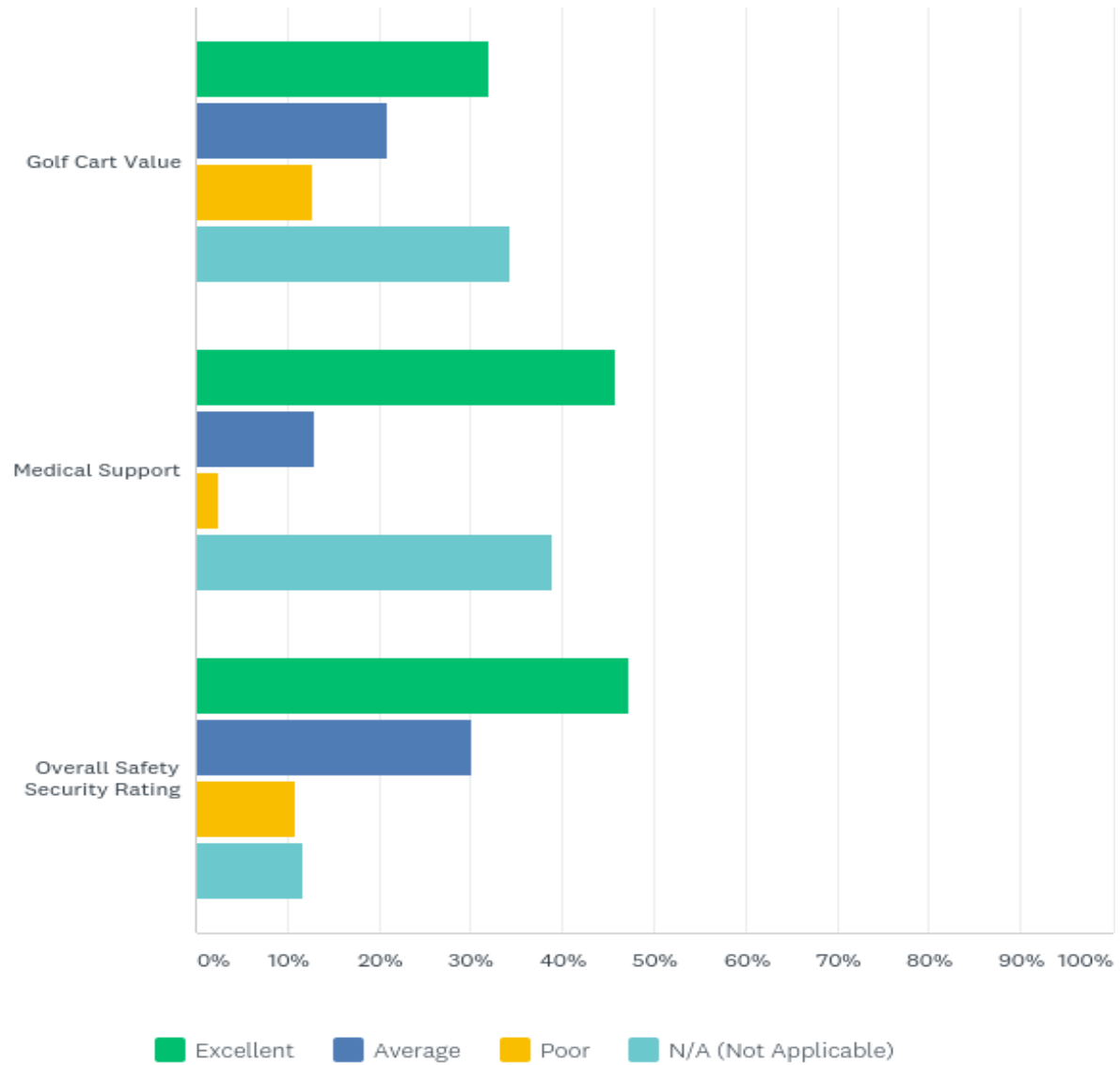
Q13: ADMINISTRATION

Answered: 1,764 Skipped: 60

	EXCELLENT	AVERAGE	POOR	N/A (NOT APPLICABLE)	TOTAL
International Guest Support	25.76% 447	10.37% 180	1.15% 20	62.71% 1,088	1,735
TLT Volunteer Staff Program	25.83% 446	12.28% 212	1.51% 26	60.39% 1,043	1,727
Online Registration Experience	47.19% 822	18.60% 324	2.12% 37	32.09% 559	1,742
Volunteer Staff Registration Experience	24.07% 415	10.61% 183	1.86% 32	63.46% 1,094	1,724
At Camporee Registration Building Experience	46.15% 804	18.31% 319	2.53% 44	33.01% 575	1,742
Overall club support from the Center for Youth Evangelism	39.93% 688	17.53% 302	1.97% 34	40.57% 699	1,723

Q16: SECURITY / TRANSPORATION / MEDICAL

Answered: 1,762 Skipped: 62



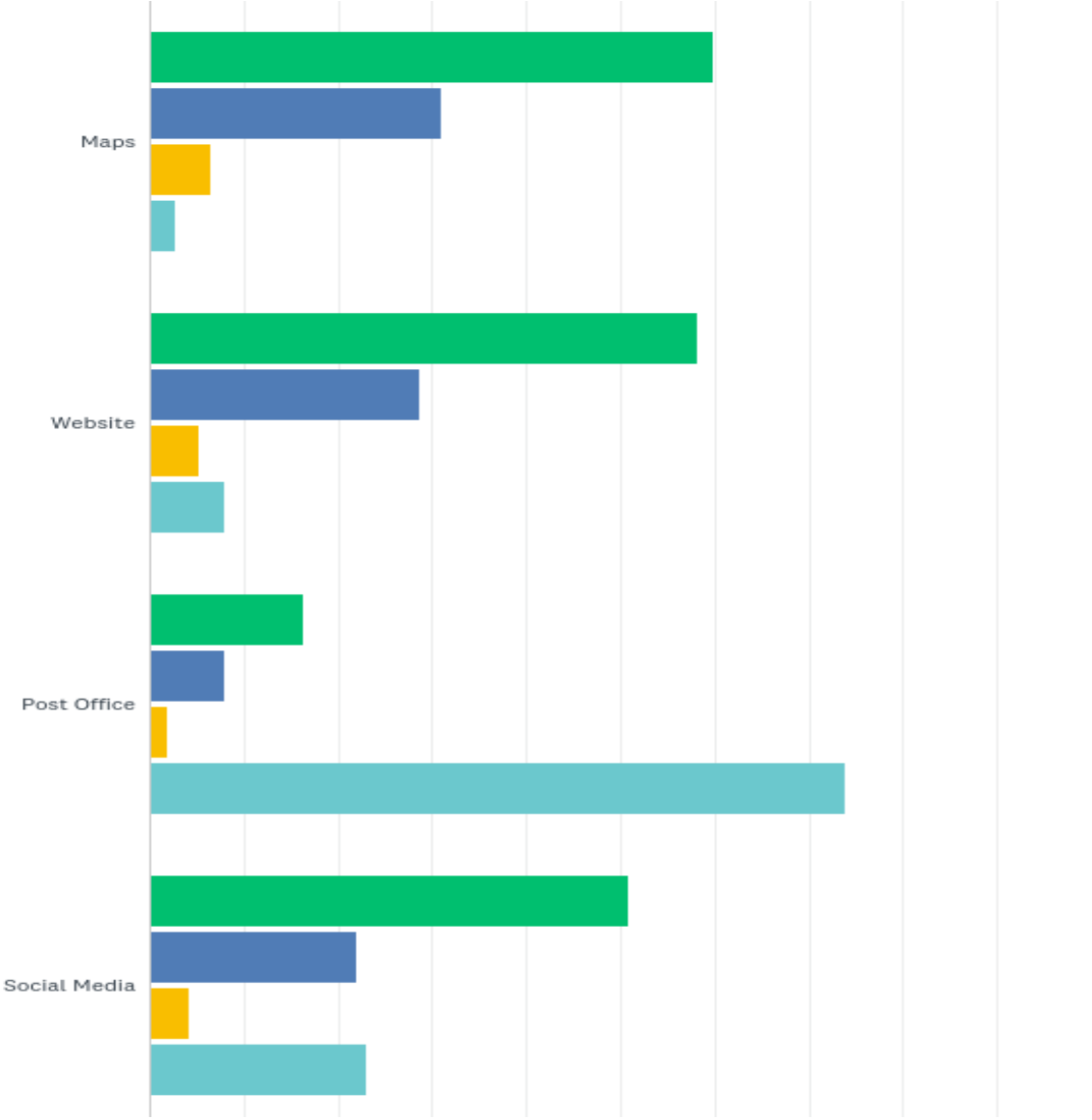
Q16: SECURITY / TRANSPORTATION / MEDICAL

Answered: 1,762 Skipped: 62

	EXCELLENT	AVERAGE	POOR	N/A (NOT APPLICABLE)	TOTAL
Golf Cart Value	32.05% 558	20.91% 364	12.69% 221	34.35% 598	1,741
Medical Support	45.78% 797	12.92% 225	2.41% 42	38.89% 677	1,741
Overall Safety Security Rating	47.20% 819	30.20% 524	10.84% 188	11.76% 204	1,735

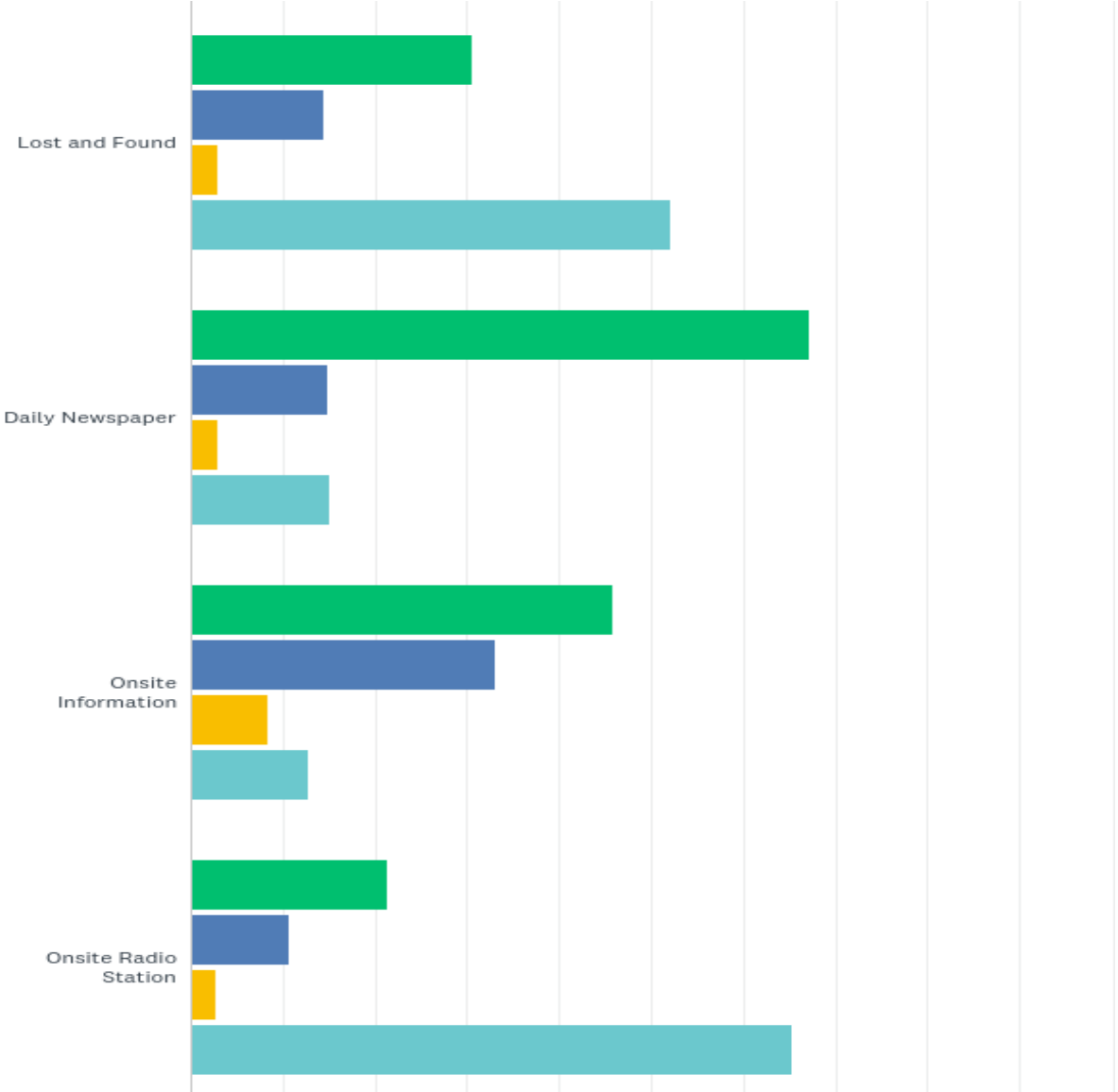
Q19: COMMUNICATION

Answered: 1,771 Skipped: 53



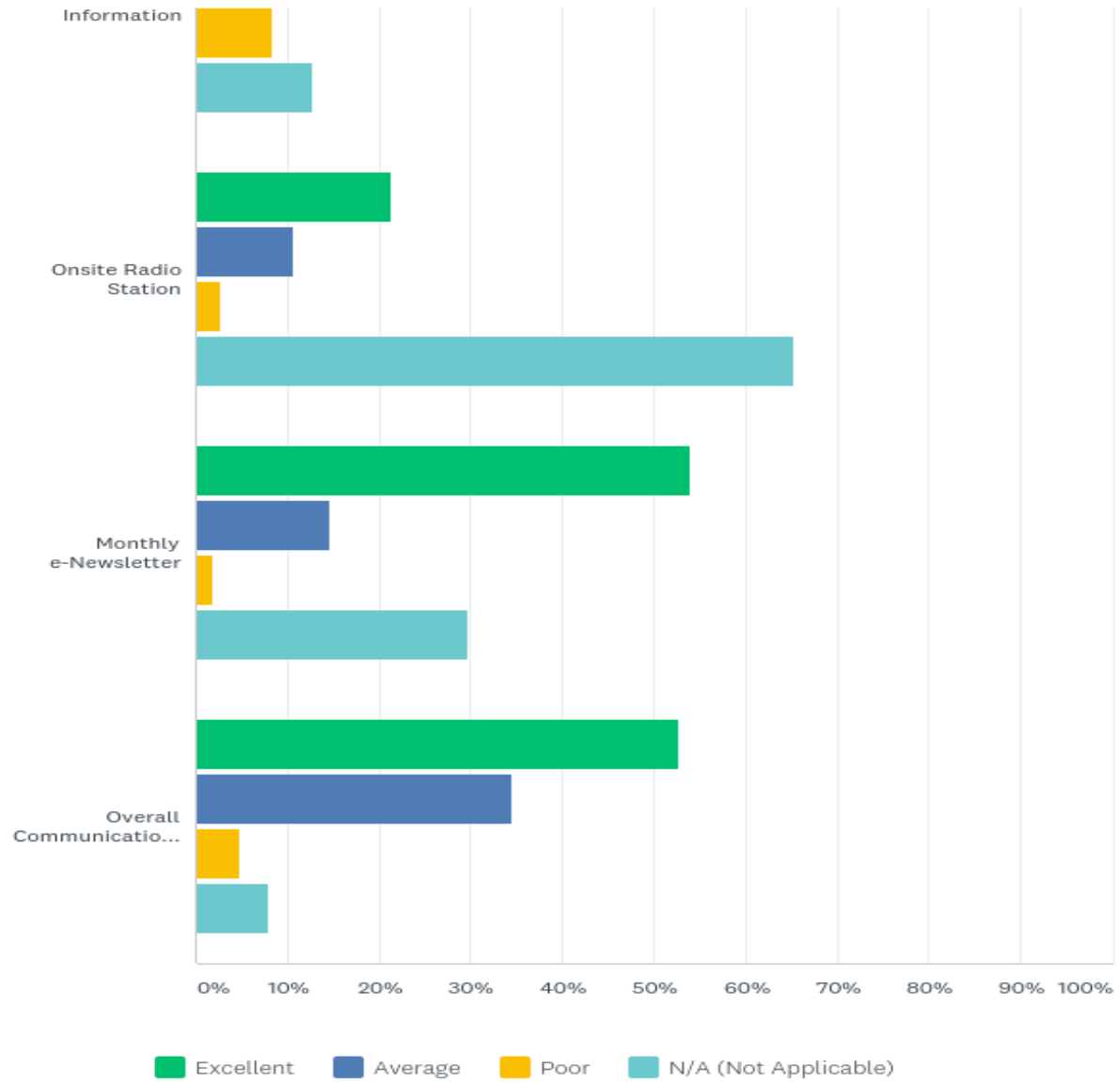
Q19: COMMUNICATION

Answered: 1,771 Skipped: 53



Q19: COMMUNICATION

Answered: 1,771 Skipped: 53



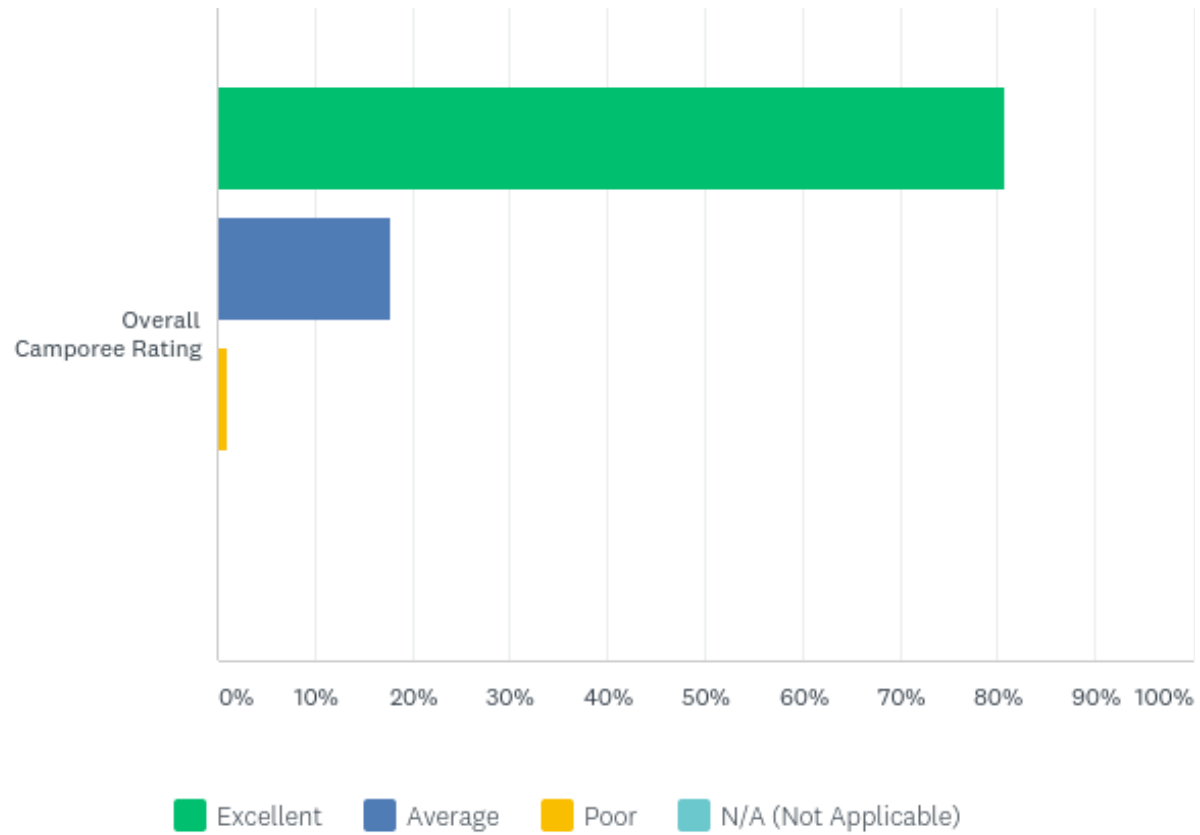
Q19: COMMUNICATION

Answered: 1,771 Skipped: 53

	EXCELLENT	AVERAGE	POOR	N/A (NOT APPLICABLE)	TOTAL
Maps	59.86% 1,047	30.87% 540	6.52% 114	2.74% 48	1,749
Website	58.14% 1,011	28.75% 500	5.18% 90	7.94% 138	1,739
Post Office	16.31% 279	8.01% 137	1.87% 32	73.82% 1,263	1,711
Social Media	50.93% 875	21.94% 377	4.19% 72	22.93% 394	1,718
Lost and Found	30.56% 528	14.35% 248	3.01% 52	52.08% 900	1,728
Daily Newspaper	67.13% 1,164	14.94% 259	2.83% 49	15.11% 262	1,734
Onsite Information	45.86% 787	33.10% 568	8.33% 143	12.70% 218	1,716
Onsite Radio Station	21.24% 363	10.77% 184	2.69% 46	65.30% 1,116	1,709
Monthly e-Newsletter	53.90% 926	14.61% 251	1.86% 32	29.63% 509	1,718
Overall Communication Rating	52.72% 902	34.48% 590	4.91% 84	7.89% 135	1,711

Q22: OVERALL CAMPOREE RATING

Answered: 1,749 Skipped: 75



Q22: OVERALL CAMPOREE RATING

Answered: 1,749 Skipped: 75

	EXCELLENT	AVERAGE	POOR	N/A (NOT APPLICABLE)	TOTAL
Overall Camporee Rating	80.73% 1,412	17.84% 312	1.14% 20	0.29% 5	1,749
